

*COLOMBIA'S CHALLENGES
IN A CHANGING WORLD*

Professors Jeffrey D. Sachs
Director

The Earth Institute at Columbia University

8th National Congress on Infrastructure
November 18, 2011
Cartegena, Columbia

FOUR FUNDAMENTAL DRIVERS OF THE WORLD ECONOMY:

CATCHING-UP GROWTH:

THE THREE-SPEED WORLD

ASIA AS THE EMERGING CENTER OF GRAVITY:

>50% OF POPULATION (NOW) AND GDP (BY 2030?)

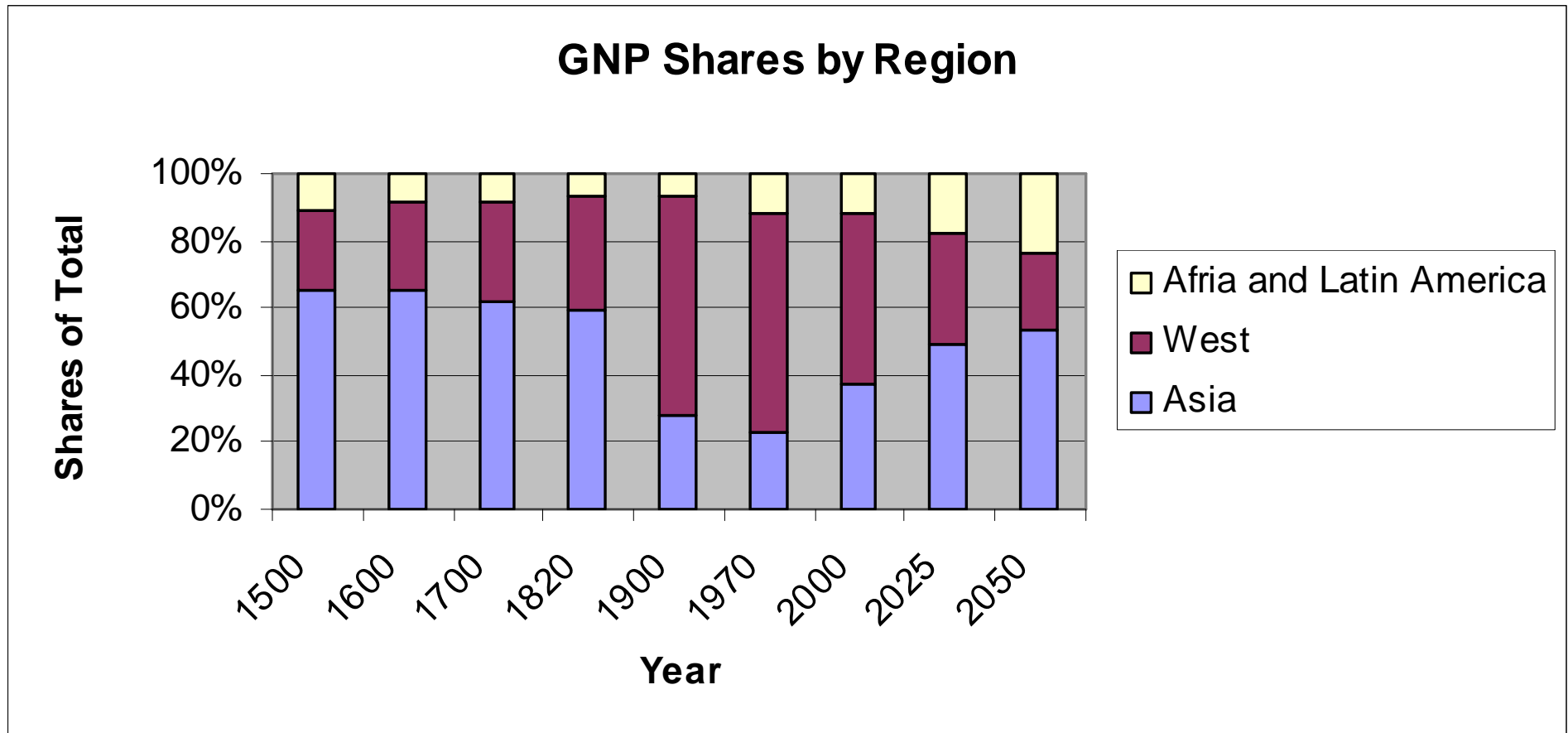
THE HIGH-INCOME MALAISE:

THE US AND EUROPE IN THE DUMPS

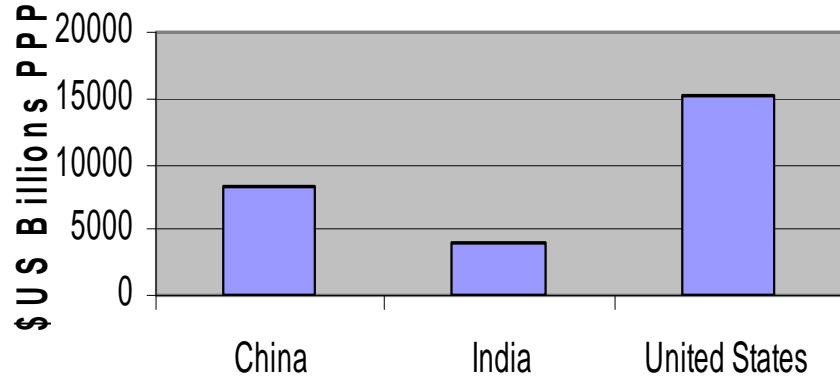
THE ANTHROPOCENE:

RESOURCE SCARCITY AND ENVIRONMENTAL THREATS

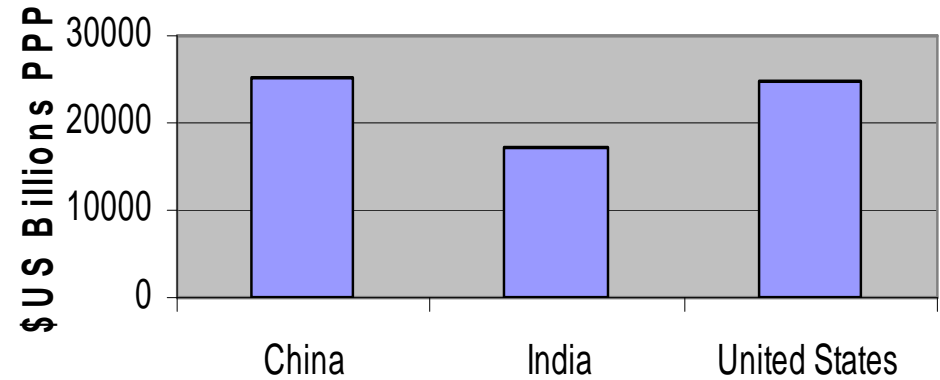
THE "RETURN" OF ASIA



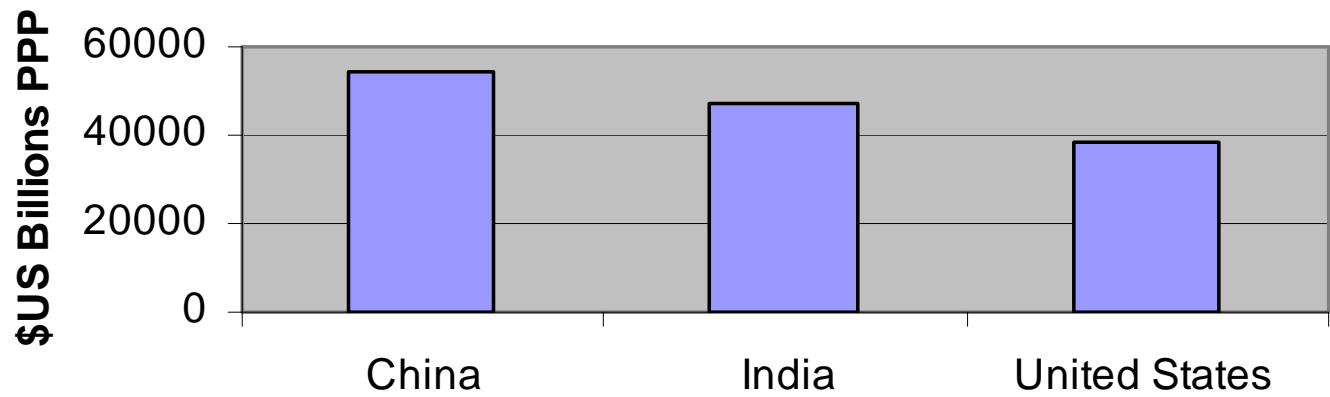
GNP in 2010



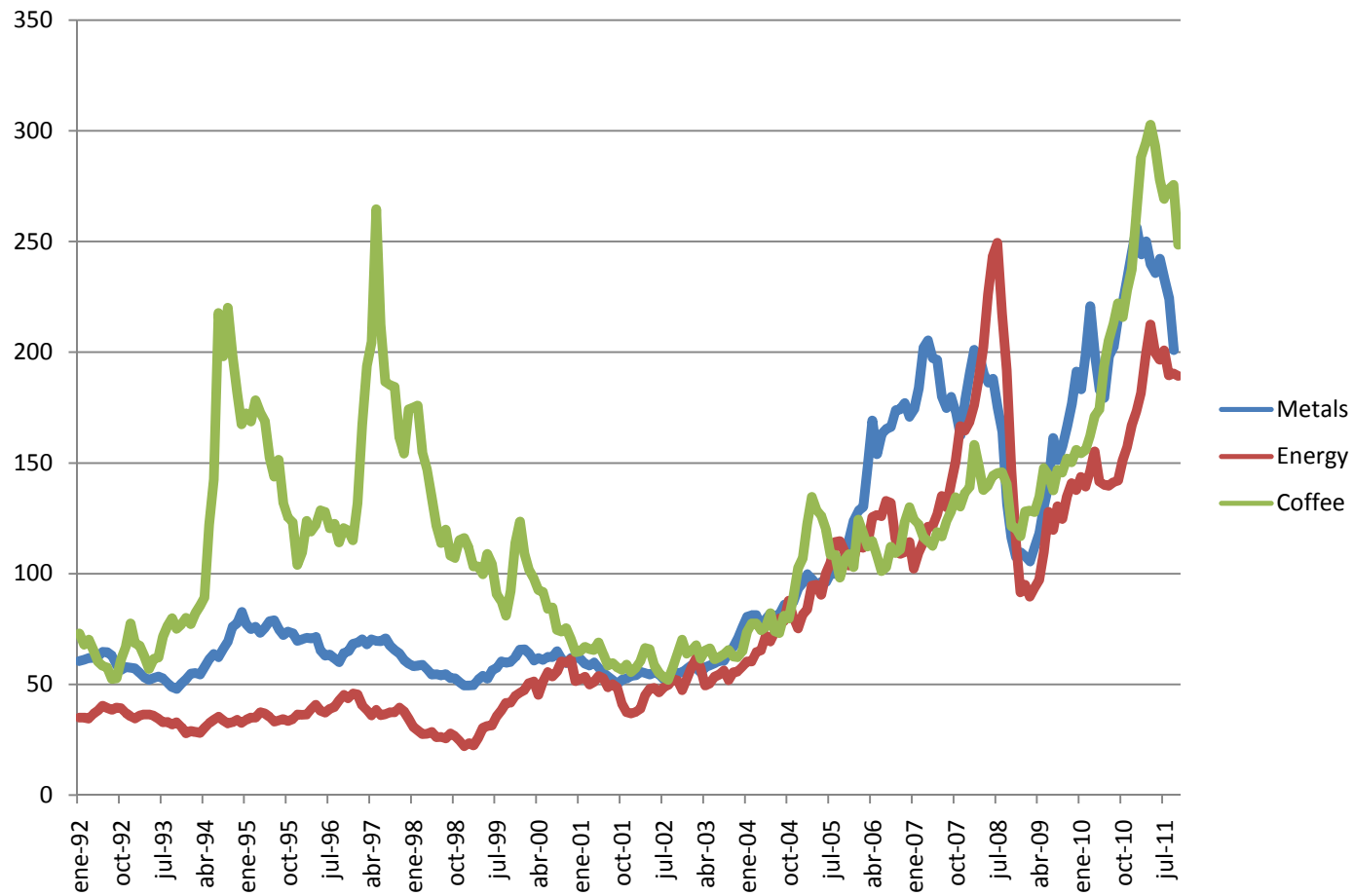
GNP in 2030



GNP in 2050

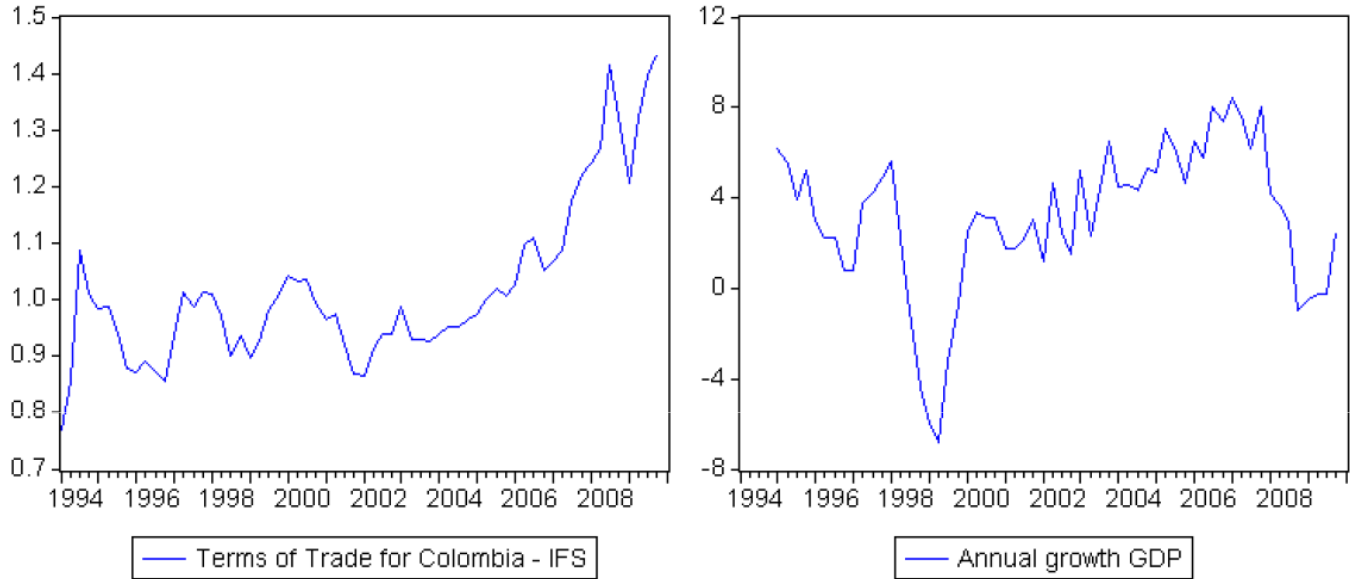


Global Commodities Prices In a Growing World Economy



COLOMBIA IS BENEFITING FROM A TERMS-OF-TRADE SURGE

Figure 1: Terms of trade for Colombia and GDP



YET COLOMBIA IS ALSO AT GREAT RISK FROM THE ANTHROPOCENE



Flooding in Chocó, 2011

Colombia's Four Big Risks:

- Middle-Income Trap
- Inequality and Instability
- Growth Without Wellbeing
- Climate/Environmental Catastrophe

MIDDLE-INCOME TRAP?

Global Competitiveness Report 2010-11: Colombia

Global Competitiveness Index

	Rank (out of 139)	Score (1-7)
GCI 2010-2011	68	4.1
GCI 2009-2010 (out of 133).....	69	4.1
GCI 2008-2009 (out of 134).....	74	4.0
Basic requirements	78	4.4
1st pillar: Institutions.....	103	3.4
2nd pillar: Infrastructure.....	79	3.6
3rd pillar: Macroeconomic environment.....	50	4.8
4th pillar: Health and primary education.....	79	5.6
Efficiency enhancers	60	4.1
5th pillar: Higher education and training.....	69	4.1
6th pillar: Goods market efficiency.....	103	3.8
7th pillar: Labor market efficiency.....	69	4.4
8th pillar: Financial market development.....	79	4.0
9th pillar: Technological readiness.....	63	3.6
10th pillar: Market size.....	32	4.6
Innovation and sophistication factors	61	3.6
11th pillar: Business sophistication.....	61	4.0
12th pillar: Innovation.....	65	3.1

Figure 1.
COMPARING COUNTRIES' AND ECONOMIES' PERFORMANCE

Statistically significantly above the OECD average
 Not statistically significantly different from the OECD average
 Statistically significantly below the OECD average

Korea →
Singapore →

United States →

Colombia →

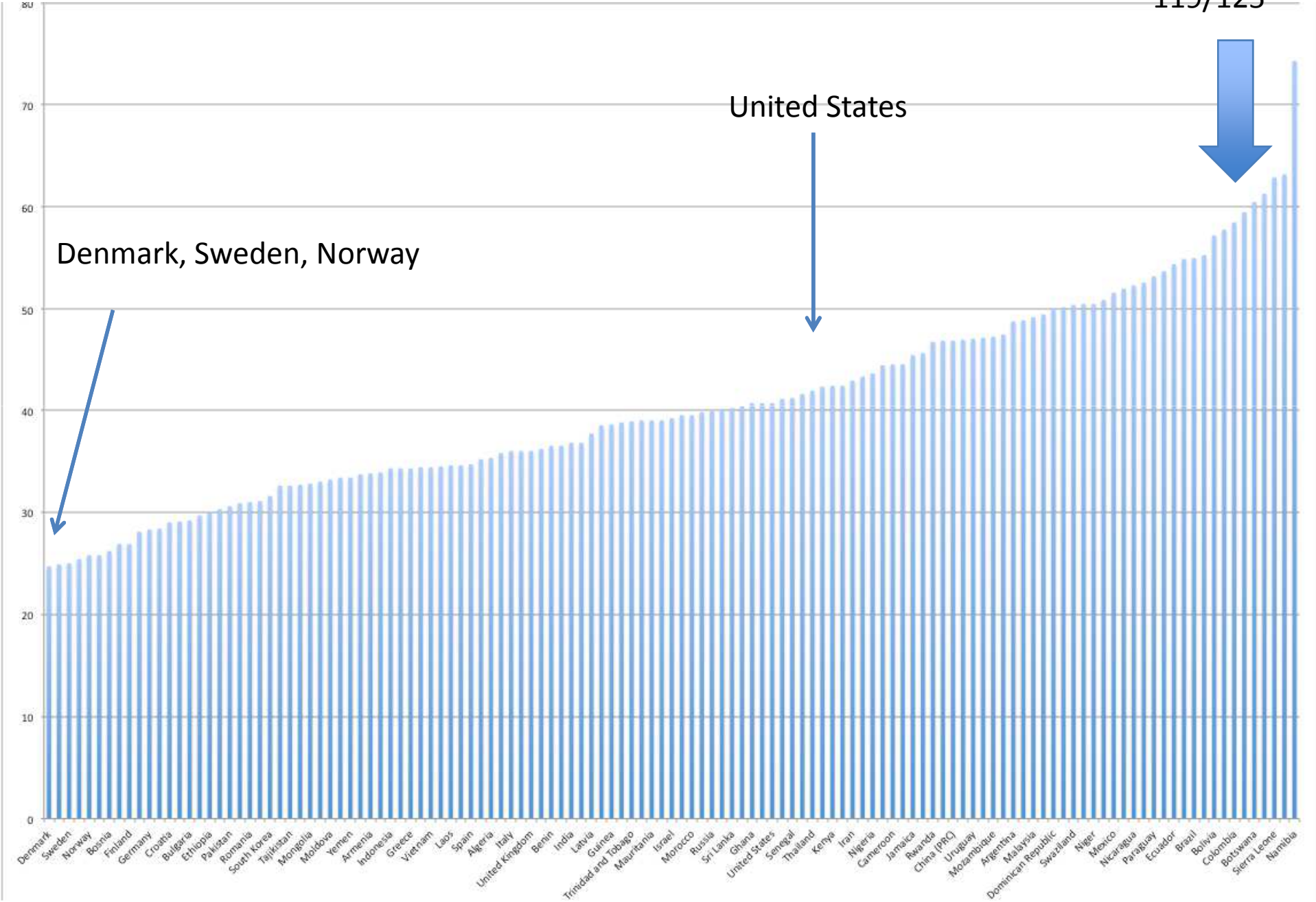
	On the overall reading scale	On the reading subscales					On the mathematics scale	On the science scale
		Access and retrieve	Integrate and interpret	Reflect and evaluate	Continuous texts	Non-continuous texts		
OECD average	493	495	493	494	494	493	496	501
Shanghai-China	556	549	558	557	564	539	600	575
Korea	539	542	541	542	538	542	546	538
Finland	536	532	538	536	535	535	541	554
Hong Kong-China	533	530	530	540	538	522	555	549
Singapore	526	526	525	529	522	539	562	542
Canada	524	517	522	535	524	527	527	529
New Zealand	521	521	517	531	518	532	519	532
Japan	520	530	520	521	520	518	529	539
Australia	515	513	513	523	513	524	514	527
Netherlands	508	519	504	510	506	514	526	522
Belgium	506	513	504	505	504	511	515	507
Norway	503	512	502	505	505	498	498	500
Estonia	501	503	500	503	497	512	512	528
Switzerland	501	505	502	497	498	505	534	517
Poland	500	500	503	498	502	496	495	508
Iceland	500	507	503	496	501	499	507	496
United States	500	492	495	512	500	503	487	502
Liechtenstein	499	508	498	498	495	506	536	520
Sweden	497	505	494	502	499	498	494	495
Germany	497	501	501	491	496	497	513	520
Ireland	496	498	494	502	497	496	487	508
France	496	492	497	495	492	498	497	498
Chinese Taipei	495	496	499	493	496	500	543	520
Denmark	495	502	492	493	496	493	503	499
United Kingdom	494	491	491	503	492	506	492	514
Hungary	494	501	496	489	497	487	490	503
Portugal	489	488	487	496	492	488	487	493
Macao-China	487	493	488	481	488	481	525	511
Italy	486	482	490	482	489	476	483	489
Latvia	484	476	484	492	484	487	482	494
Slovenia	483	489	489	470	484	476	501	512
Greece	483	468	484	489	487	472	466	470
Spain	481	480	481	483	484	473	483	488
Czech Republic	478	479	488	462	479	474	493	500
Slovak Republic	477	491	481	466	479	471	497	490
Croatia	476	492	472	471	478	472	460	486
Israel	474	463	473	483	477	467	447	455
Luxembourg	472	471	475	471	471	472	489	484
Austria	470	477	471	463	470	472	496	494
Lithuania	468	476	469	463	470	462	477	491
Turkey	464	467	459	473	466	461	445	454
Dubai (UAE)	459	458	457	466	461	460	453	466
Russian Federation	459	469	467	441	461	452	468	478
Chile	449	444	452	452	453	444	421	447
Serbia	442	449	445	430	444	438	442	443
Bulgaria	429	430	436	417	433	421	428	439
Uruguay	426	424	423	436	429	421	427	427
Mexico	425	433	418	432	426	424	419	416
Romania	424	423	425	426	423	424	427	428
Thailand	421	431	416	420	423	423	419	425
Trinidad and Tobago	416	413	419	413	418	417	414	410
Colombia	413	404	411	422	415	409	381	402
Brazil	412	407	406	424	414	408	386	405
Montenegro	408	408	420	383	411	398	403	401
Jordan	405	394	410	407	417	387	387	415
Tunisia	404	393	393	427	408	393	371	401
Indonesia	402	399	397	409	405	399	371	383
Argentina	398	394	398	402	400	391	388	401
Kazakhstan	390	397	397	373	399	371	405	400
Albania	385	380	393	376	392	366	377	391
Qatar	372	354	379	376	375	361	368	379
Panama	371	363	372	377	373	359	360	376
Peru	370	364	371	368	374	356	365	369
Azerbaijan	362	361	373	335	362	351	431	373
Kyrgyzstan	314	299	327	300	319	293	331	330

International Test Scores of High-School Students (PISA)

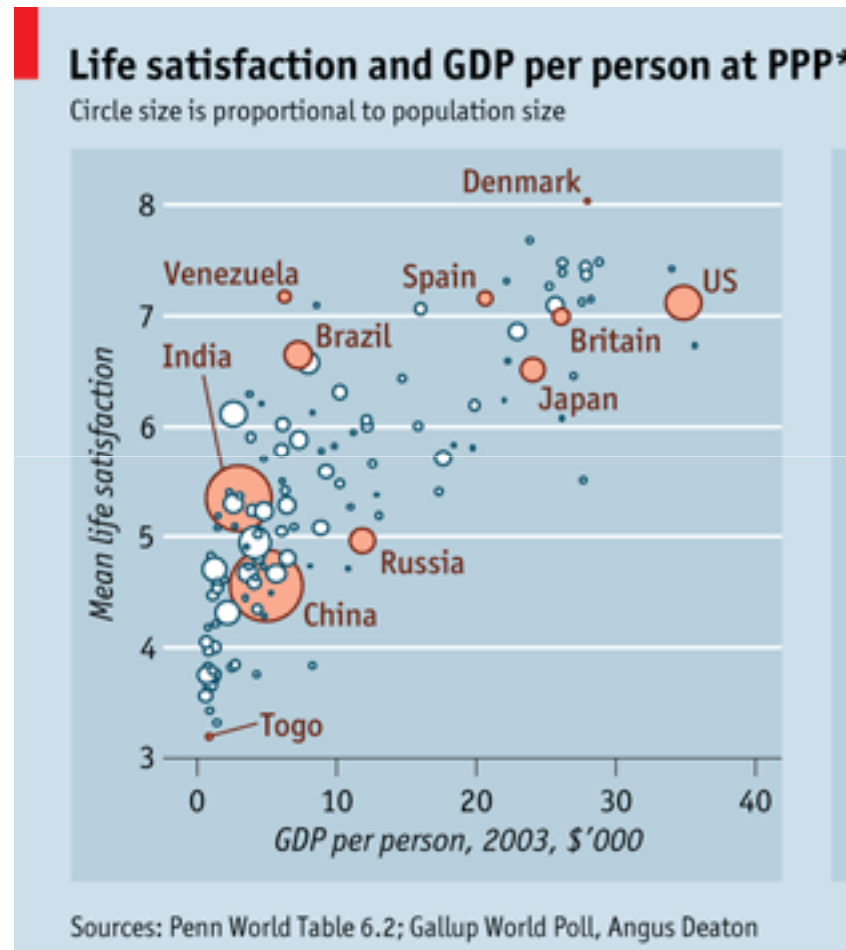
Source: OECD, PISA 2009 Database.
StatLink <http://dx.doi.org/10.1787/888932343342>

GINI COEFFICIENT

Colombia
119/125



GROWTH AND WELLBEING: THE TENUOUS CONNECTION AFTER \$10,000-\$20,000, LITTLE LINKAGE



What Counts? Income, Health, Employment, Leisure, Family, Community, Good Governance

Colombia's Major Climate Threats:

- Changing Hydrological Patterns
- Higher Temperatures
- Glacier Retreat
- Storm Surges
- Sea Level Rise
- Biodiversity and Habitat Loss

RISKS :

Agricultural Losses (Water, Temperatures, Pests, Biodiversity)

Natural Hazards (Flooding, Drought)

Loss of Infrastructure (Roads, Power Disruptions)

Disease Transmission (Dengue, Chagas, Malaria, Cholera, Others)

Public Health (Smog, Heat Waves, Other)

Tourist Losses

RESPONSES:

Agriculture Research for Resilience

Reinforced Infrastructure

Public Health Upgrading

Advocacy for Climate-Change Mitigation

Research and Expertise on Ecology and Climate Change

My Suggestion:

An Earth Institute for Colombia

A Columbia-Colombia Partnership

Thank You!